

Product Files Attachment

User manual



PRODUCT FILE ATTACHMENTS

Table of contents

1. Overview

- 1.1 General information
- 1.2 Key features
- 1.3 About this manual

2. Installation

- 2.1 Installation requirements
- 2.2 Installation instructions

3. Handling Product Files Attachments

4. Files Attachment on frontend

5. More information

1. Overview

1.1 General information

Product File Attachments Extension allows you to attach various types of downloadable files to products in your Magento store. Attach any follow up document related to your product that you'd like your Clients to see and download: anything from a product brochure, product manual, product tech specs document, prices list or any other document related to your product.

1.2 Key features

- Fast and easy upload of product attachment files from magento administration
- Possibility to edit uploaded attachment file attributes (set file label, description and ordering)
- Magento native look and functionality (same as Images tab in product edit section)
- Supports all product types
- Front end block that fit any theme and is easy to style
- Support various attachment file types with possibility to expand list if needed
- Uploading several attachment files at once
- Setting access permission for every document
- Different set of attachment files can be uploaded for every store view, easy multi language support

1.3 About this manual

This user manual is intended to be used as a step-by-step guide for installing and configuring Product File Attachments extension for Magento.

2. Installation

2.1 Installation requirements

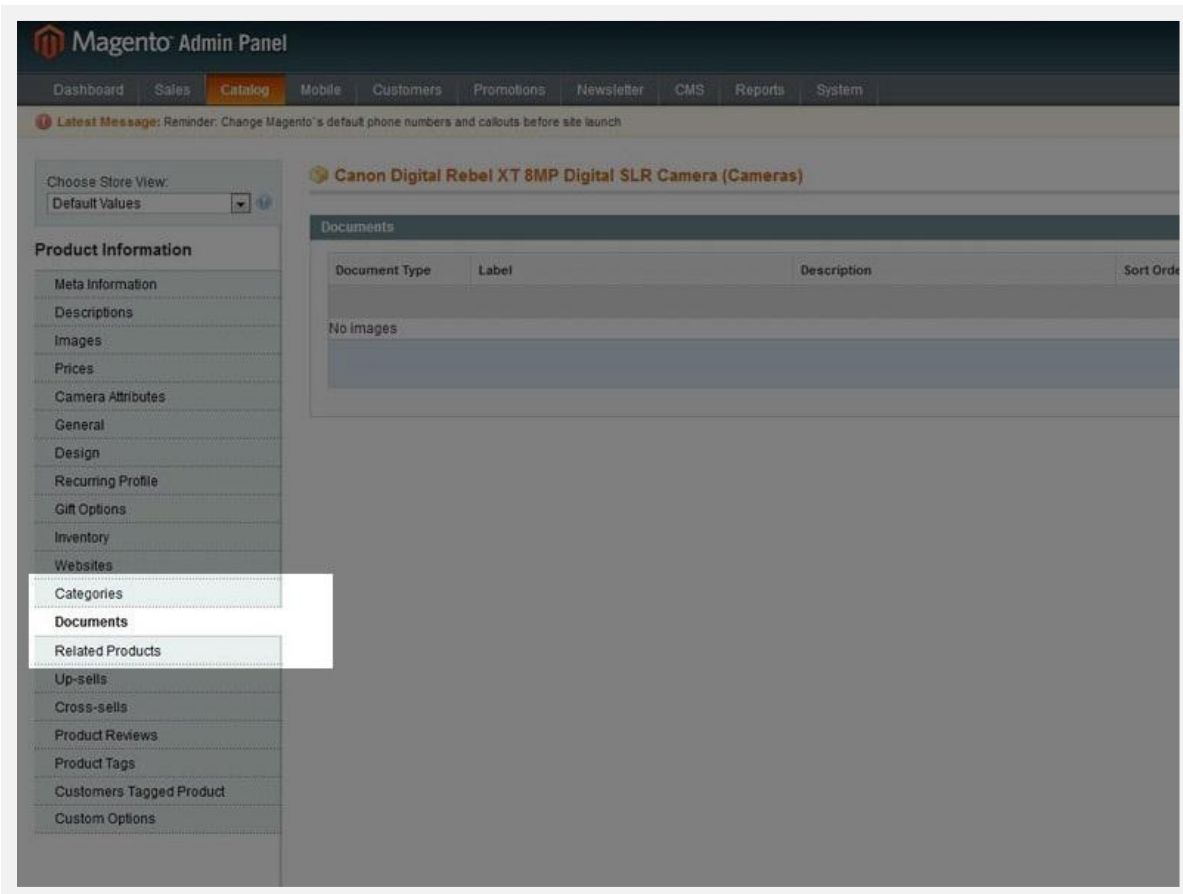
Product Files Attachment Magento extension is encoded via ionCube. To run the extension, you must have ionCube loader (<http://www.ioncube.com/loaders.php>) installed on your web server. For more information about the ionCube loaders, please visit <http://www.ioncube.com> or contact your webmaster.

2.2 Installation instructions

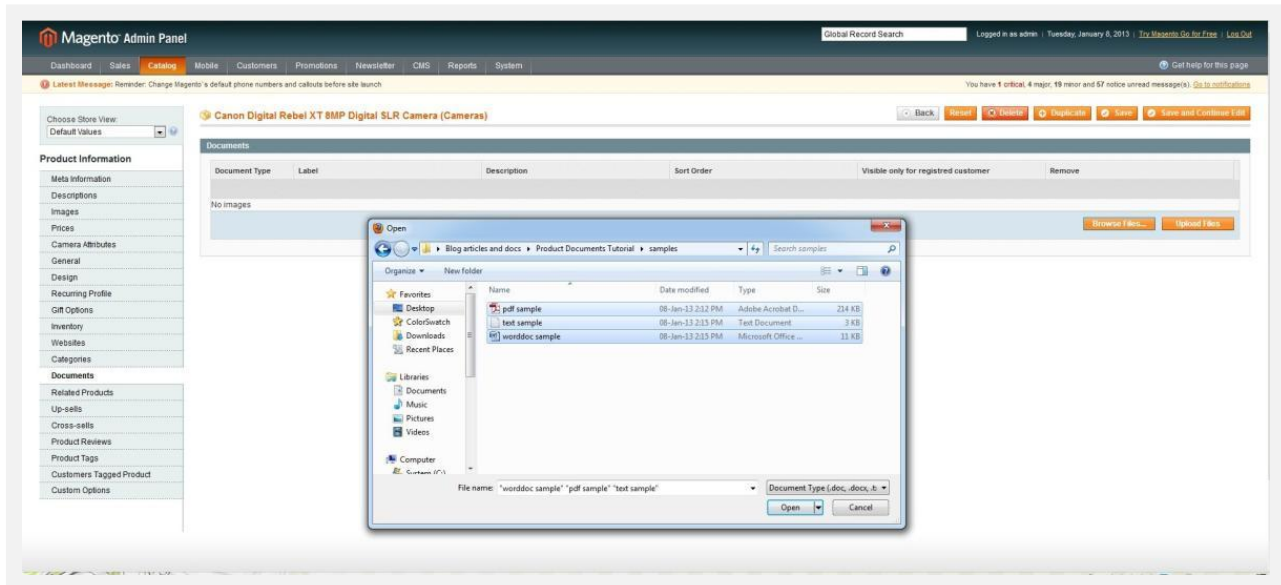
The extension comes in a .zip file ready for extraction to your computer or web server. To install the extension extract the files from the archive to your local computer or web server and copy them to the root folder of your Magento website. If you are using custom theme, you should copy the extension files to the theme folder as well (layout, template and skin files).

3. Handling Product Files Attachments

After you have successfully installed Product Files Attachments extension go to **Catalog>Manage Products** and click on the product that you wish to edit. In side menu you will notice new tab called **“Documents”**.

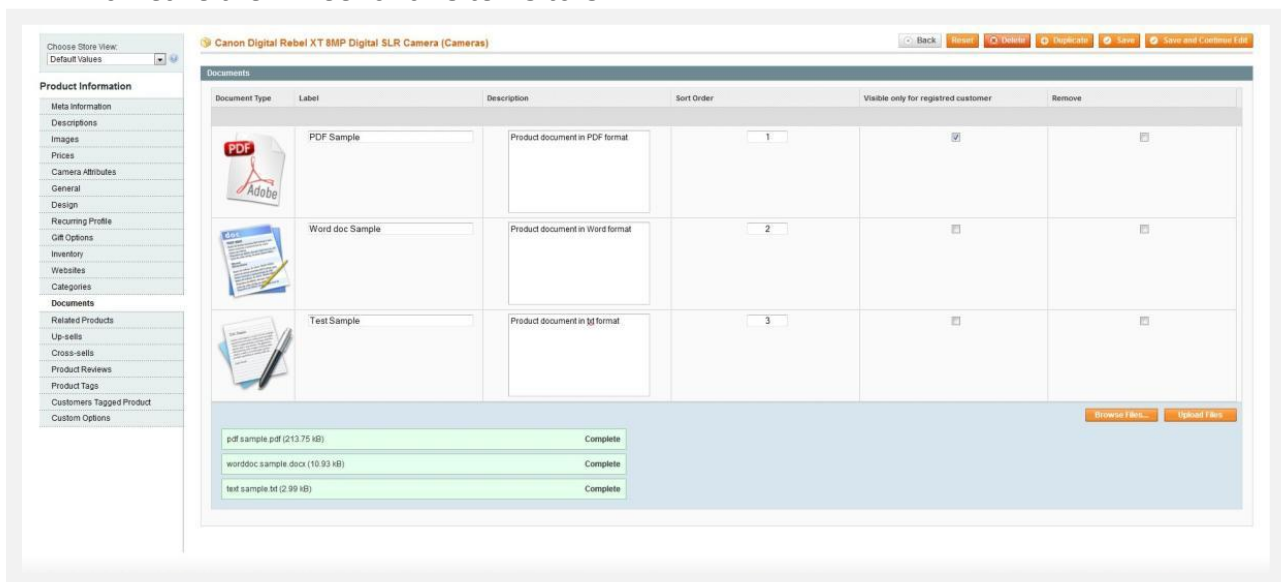


To add documents related to a product, click **Browse Files** and select the documents, then click **Upload Files**. Extension supports uploading of multiple files at once, so you can select all the files you wish to upload at once. Supported file types are: txt, doc, docx and pdf (if you need additional file types please contact us).



For each uploaded document in the admin, you can setup:

- **Label**, will be used as document title for download link on product details page
- **Description**, to give additional information's about document
- **Sort Order**, will determine the order in which the documents are displayed in the Documents section on product details page
- **Document Permission**, you can limit access for documents only to registered users or leave them free for all site visitors



Link field in administration is created automatically according to document type, clicking on it will download current document file. To remove document select **“remove”** checkbox and hit **“Save”** button, document file will be deleted and entry will be erased. **There is no way to undo this action so please be cautious when deleting documents.**

4. Files Attachments on product details page

If you uploaded file attachments to the product **“Documents”** section will appear on product details page. It will contain all uploaded documents in order that is set in administration. Every document will be displayed with label which is link to file and description that will give more info about document. If users have to be logged in to access the document, instead of a download link there will be link to the login page. After successful login user will be redirected to product details page to download the attachment.

5. More information

For more information about Product File Attachments, or any other Magento extension by ExtensionsMall, please visit our website: www.extensionsmall.com .