

## Downloading and installing Google Authenticator app on your mobile device

Two-Step Verification module for Magento requires Google Authenticator app to be installed on your device. To install and configure Google Authenticator follow the directions for your type of device explained below:

### Android devices

#### **Requirements**

To use Google Authenticator on your Android device, it must be running Android version 2.1 or later.

#### **Downloading the app**

- Visit Google Play.
- Search for Google Authenticator.
- Download and install the application.

### iPhone, iPod Touch, or iPad

#### **Requirements**

To use Google Authenticator on your iPhone, iPod Touch, or iPad, you must have iOS 5.0 or later. In addition, in order to set up the app on your iPhone using a QR code, you must have a 3G model or later.

#### **Downloading the app**

- Visit the App Store.
- Search for Google Authenticator.
- Download and install the application.

### BlackBerry devices

#### **Requirements**

To use Google Authenticator on your BlackBerry device, you must have OS 4.5-7.0. In addition, make sure your BlackBerry device is configured for US English -- you might not be able to download Google Authenticator if your device is operating in another language.

#### **Downloading the app**

You'll need Internet access on your BlackBerry to download Google Authenticator.

- Open the web browser on your BlackBerry.
- Visit [m.google.com/authenticator](http://m.google.com/authenticator).
- Download and install the application.

### Download Google Authenticator app using QR code:



Android devices



iPhone, iPod Touch, or iPad



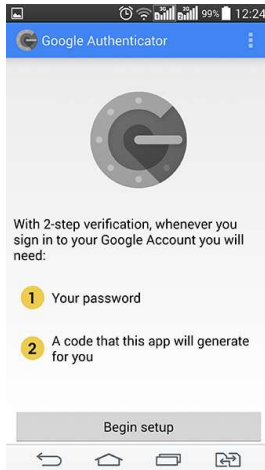
BlackBerry devices

## Configuring the app for Two-Step Verification module for Magento

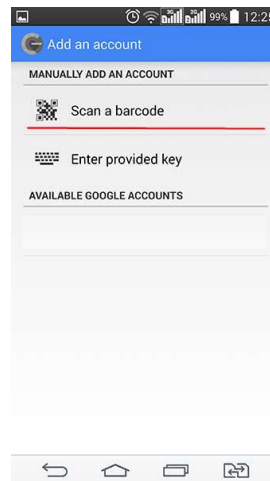
1. Log in with your user name and password;



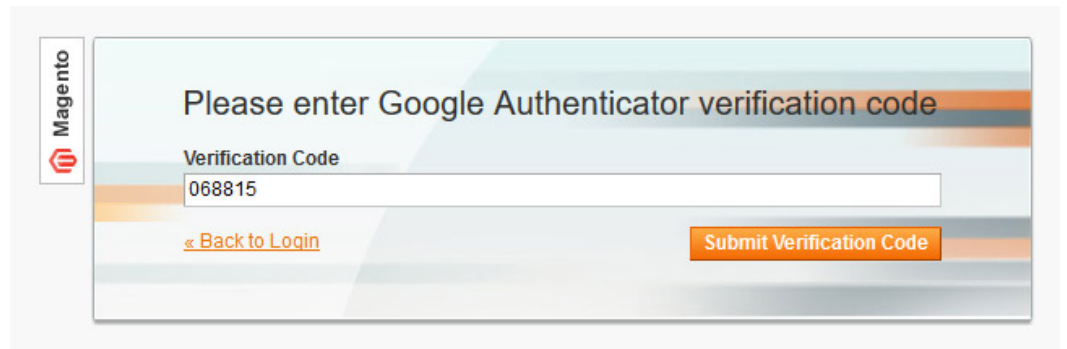
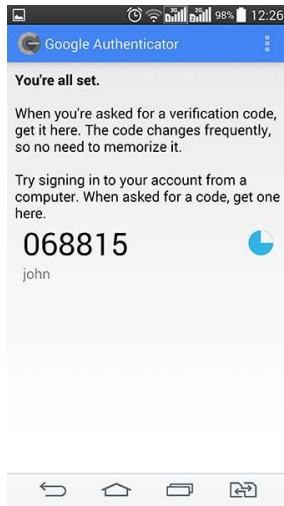
2. Open Google Authenticator app on your mobile device;



3. Scan the QR code with Google Authenticator;



4. When you get the verification code on your device, click "Enter Verification Code";
5. Enter Google Authenticator verification code in the field;



6. Click "Submit Verification Code".

Your Google Authenticator application is now configured for Two-Step Verification for Magento. Next time you log in you will need to enter a temporary verification code generated by Google Authenticator app on your mobile device to access your Magento Admin Panel.